


West End State School

# 1:1 in Years 5 and 6 2023



# Acknowledgement of Country

WE AT WEST END STATE SCHOOL ACKNOWLEDGE THE YUGGERA AND TURRBAL PEOPLE'S LAND AND WATERWAYS, WHERE WE MEET, LEARN, PLAY AND CELEBRATE TOGETHER. WE RECOGNISE AND RESPECT THE FIRST NATION'S ELDERS, PAST, PRESENT AND EMERGING FOR TAKING CARE OF MEANJIN AND SHARING THEIR CULTURE, EFFORTS AND CONTRIBUTIONS FOR THOUSANDS OF YEARS.

[www.menti.com](https://www.menti.com) - enter code 7129 2782



What is the top answer given when asked "What do you want to be when you grow up?"




# Learning Intention


Unpack expectations for families bringing an iPad to school in 2023.

## Success Criteria

Understand the specs and resources to assist families

- onboarding process
- websites
- student learning and agreement






Confidence



Creativity



Empower every student to  
achieve their personal best to  
make the world a better place.



Challenge



Community



Compassion



# Our 3 guiding principles






**Digital Citizenship** – a tool to teach WESS students digital boundaries

**Digital Learning** – a tool to further digital technology curriculum

**Digital Connection** – a tool to show families the learnings each day



# WHY 1:1

- build student autonomy and choice
  - give students more control over how they learn and engage
  - access instant, real-time and real-world information
  - teachers can personalise individual learning
  - connect the classroom and home
  - Australian Curriculum - digital literacy
- 
- 
- 
- 
- 

# WHY 1:1

- Generation Alpha - the digital revolution is the only world they know
- GA are digitally integrated, globally connected, mobility expected, visually/socially engaged
- Manual to machine learning - 65% students will be in jobs that we don't know about yet and only 15% will go into traditional jobs



# WHAT

## 1:1 Device Tech Specifications

### *Required*

- 2021 iPad 9th Gen (64GB minimum which is standard) 10.2" Wi-Fi, capable of running the latest iOS software (\*iPad 7 or 8 would be acceptable)
- Paid apps and school required apps
- iPad case with keyboard
- Headphones
- Stylus
- Screen protector
- WiFi Only Option (no data plan) -
- Families will need to keep their iPad iOS current by regularly updating to the latest iOS firmware.

### *Insurance*

- 2 Year Apple Care
- Insurance of device (1:1 iPads are not covered by school insurance).

# HOW

Pre-owned  
(matches the  
specs)

JB HiFi  
parent  
portal

Black  
Friday/  
Boxing Day  
sales

Refurbished  
iPad

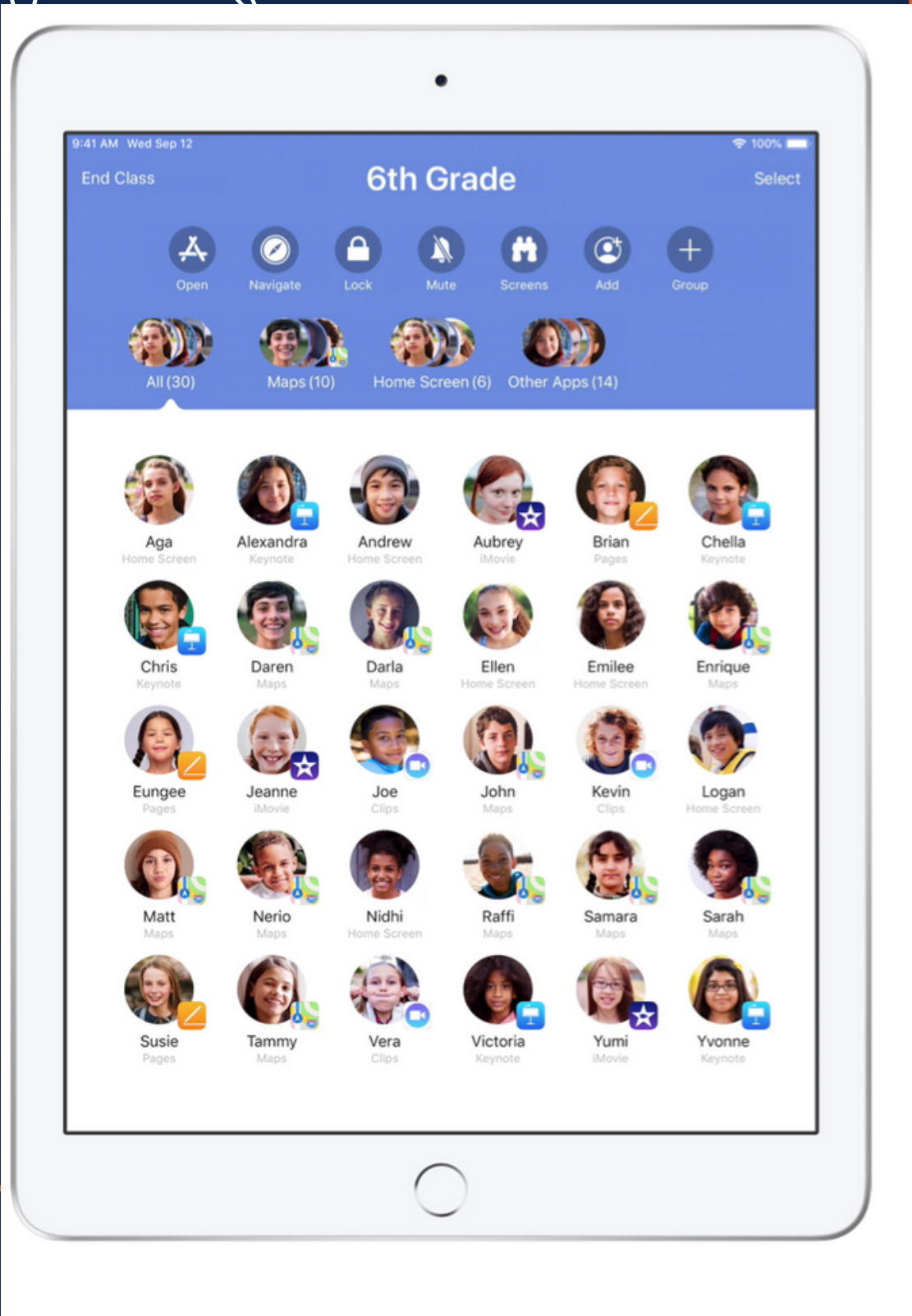
# INTUNE



**Intune installation video for iOS devices**

 [eq.edu.au](http://eq.edu.au)

# APPLE CLASSROOM



VIEW STUDENT SCREENS  
MUTE SOUND/LOCK SCREENS  
NAVIGATE TO CONTENT  
LAUNCH AND LOCK APPS



# WEEK 1 PROCEDURES

## Onboarding Checklist 2022

Please present this completed form to the classroom teacher  
on your first day of participation in the program.

### Student/Family Checklist:

Activity	Completed? (Please tick)
1. <b>Check</b> your child's iPad is 2021 iPad 9th Gen (64GB minimum which is standard) 10.2" Wi-Fi, capable of running the latest iOS software. (*iPad 7 or 8 would be acceptable)	
2. <b>Apple ID:</b> It is mandatory that the iPad is set up using your <b>child's own Apple ID</b> by creating a new icloud email with a variation of their name. This is established through Family Sharing. Please <b>do not establish the iPad with a shared parent Apple ID</b> . We advise that you do not tell your child the Apple ID/Password).	
3. <b>Family Sharing:</b> Correctly creating your child's own Apple ID will ensure that they are only accessing age-appropriate Apps and content in Safari. This can be done through Apple's Family Sharing.	
4. <b>Name your child's iPad</b> Name your child's iPad with their name Settings > General > About > Name Also, label your child's iPad case with their name.	
5. <b>Name your child's Accessories</b> iPad Case with keyboard Headphones Stylus	
6. <b>Add a Lock Screen passcode</b> All 1:1 iPads must have a lock screen passcode. Use thumb print or facial recognition. <a href="#">How to change your passcode on your iPhone, iPad, or iPod ...</a>	
7. <b>Add a Lock Screen photo</b> of your child's face Adding a photo to the Lock Screen: Take a photo of your child using the Camera App. Tap the "Settings" icon on your iPad's Home screen to launch the Settings App. Tap "Wallpaper" and then tap "Choose a new wallpaper." Select "Camera Roll" and select the photo of your child Select "Select Set Lock Screen" Close the Settings App. <a href="#">How to customize AssistiveTouch on your iPhone, iPad, and ...</a>	

## 1:1 iPad Pilot Program Student Participation Agreement

Please present this completed form to the classroom teacher  
on your first day of participation in the program.

### General Use:

- I understand that it is my responsibility to keep my iPad, stylus, keyboard and headphones safe, charged and in good working order.
- I understand it is my responsibility to bring my iPad, inside its case to school each day.
- I will ensure my iPad is charged and ready to use at the beginning of the day.
- I will hold the iPad safely when carrying it and will always walk.
- I will ensure my iPad is kept in my school bag while travelling to/from school and is not to be used prior to 8:25am or after 2:45pm.
- I will only take photos and record sound and video when given permission by my teacher.
- I will leave other students' iPads alone.
- I will follow staff direction in relation to the use of my iPad.
- I will immediately report any accidents or breakages to my parents/carers and teachers.
- If my iPad is damaged at school, I understand that the school will investigate to determine the cause of the damage and the WESS Student Code of Conduct will be followed.
- If the classroom teacher is absent, and not replaced by a WESS staff member, the devices will not be used for the day.

### Content:

- I will use the iPad only to support my school learning program while at school.
- I will not keep any inappropriate software and content on my iPad.
- I will ensure there is adequate free storage available on my device for classroom use, and my iPad is backed up regularly.
- I understand that I am not permitted to access Social Networking apps, including Messaging contacts at school, or on the way to and from school.
- I understand that many social networking apps such as Facebook have a minimum age restriction of 13 years old.

### Safety and Security:

- While at school, I will only connect my iPad to DET's filtered internet service and Education Queensland's Managed Internet Service (MIS)
- When devices are used at home, parents/carers are encouraged to manage the monitoring of student online activity and use iPads in a common area.
- I will only use my school email account for mail related to learning and under the direction of my teacher.
- I will not send group emails or chain emails from my school email account.
- I will not share names, personal details or images of myself or others, online or in electronic communication unless it is safe, and I have asked for permission.**
- The school's name, logo or uniform must not be used in any way which would result in a negative impact for the school community.
- I will use my iPad lawfully and in accordance with the WESS Student Code of Conduct regarding ethical use of equipment, technology, use of legal software, cyber safety, use of the internet and the protection of personal data.
- I will not share account names and passwords with other students.
- I am responsible for the security and use of my iPad while at WESS.

I agree to abide by the guidelines outlined in this 1:1 iPad Pilot Program Student Participation Agreement. I also commit to being a responsible user of technology.

I understand that non-compliance or irresponsible behaviour consequences relative to the behaviour will be determined by the school as per the WESS Code of Conduct.

Name of Student: \_\_\_\_\_

Student Signature: \_\_\_\_\_

Class: \_\_\_\_\_

Name of Parent: \_\_\_\_\_

Parent Signature: \_\_\_\_\_

Date: \_\_\_\_\_

# SUPPORTS

- class teachers
- 1 to 1 team
- parent sessions
- website
- Genius Bar trial
- Community partnership support – restrictions, screen time etc

## SAFE AND SECURE ONLINE

Parent Edition - online presentation

This presentation is designed to help parents navigate the ever-increasing challenges of their school-aged children using the Internet. We'll discuss chatrooms to cyberbullying, scams to sexting and everything in between. With statistics from a survey of over 160 children, we'll look at what kids are doing, and how we as parents can help guide their actions.

NOV  
10TH  
7-8PM

LINK TO PRESENTATION:

[HTTPS://APNIC.ZOOM.US/WEBINAR/REGISTER/?wn\\_f0mazzue00-s7mwb2p\\_nrg](https://apnic.zoom.us/webinar/register/?wn_f0mazzue00-s7mwb2p_nrg)


### Presenter - Mr Jamie Gillespie

- Parent of 2 WESS students
- 21 years Cyber Security Specialist
- Currently provides technical and management training in security across the Asian Pacific Region

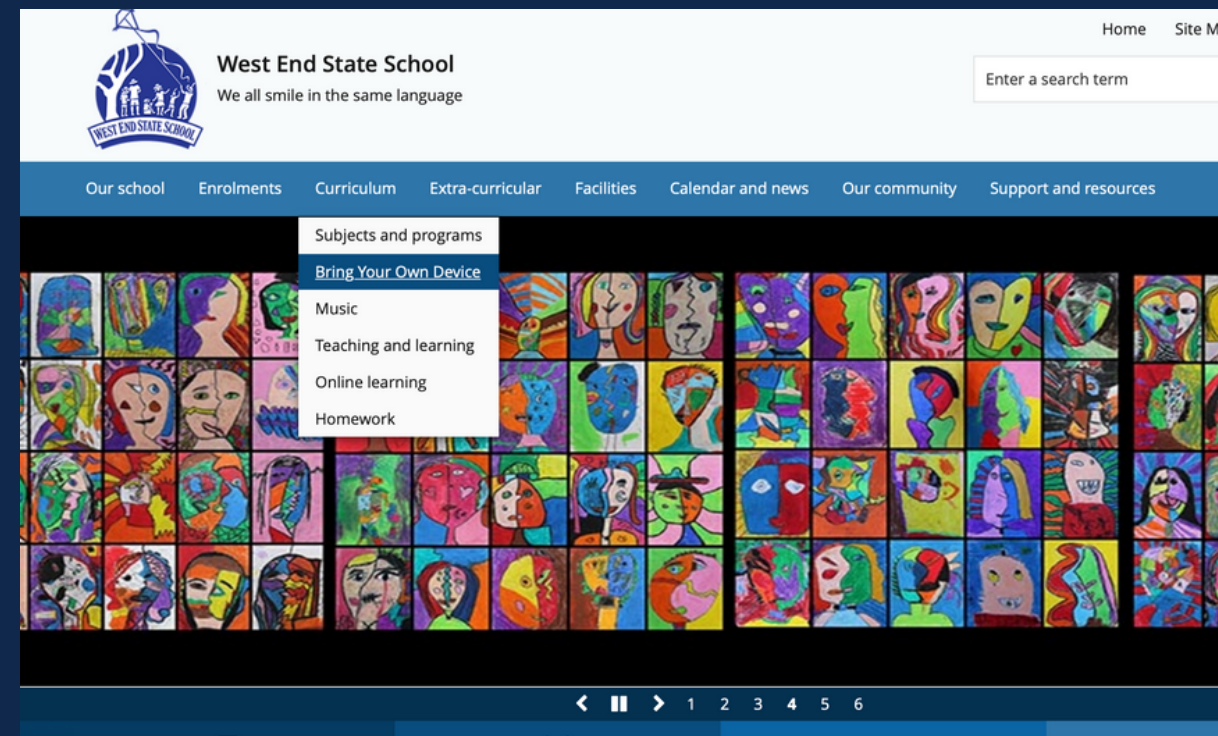




# THANKS FOR COMING!



MCCRINDLE RESEARCH



## 1to1 iPad Pilot Program

In 2022 WESS embarked on a 1to1 Pilot Program for families who *opted* in for Year 5 students. There are 3 classes in the Pilot Program.

Take this link to our [Q&APadlet](#) where you can find out more information or post if needed, any clarifying questions.

### What is 1:1?

One to One (1:1) is a term used to describe a digital device ownership model where students use their personally owned devices to access the departmental networks and information management systems in an educational setting. The 1:1 iPad Pilot Program will require students to have their own iPad for use at school and home.

### Why 1:1?



There are several reasons for embarking on this pilot, with the focus being student outcomes. The 1:1 pilot provides a way for students to have more control over how they learn and engage, and for teachers to further personalise learning.

Central to our WESS 2020-2023 Strategic Plan is a commitment to continue to provide our students with vibrant, diverse and inclusive education, with a focus on the whole child. This pilot seeks to incorporate digital technologies for learning to ensure students develop both the cognitive and social-emotional skills they need to succeed.

### Resources

- [iPad Onboarding Checklist](#)
- [iPad Participation Agreement](#)
- [Apple Learning Presentation](#)
- [How to enrol into Intune](#)
- [JBHI Flyer BYOD 2022](#)
- [2021 Information Evening for Families in the Pilot Program](#)
- [In the classroom](#)
- [Screen time at home](#)
- [Third Party Consent](#)
- [Q&A Padlet](#)
- [1 to 1 Pilot Program Handbook \(PDF, 767KB\)](#)
- [1 to 1 Findings](#)



QUESTIONS/FEEDBACK